

## SAFETY DATA SHEET

### Section 1. Identification

**Product identifier** : 3919SC  
**Product name** : Prep-Sol Cleaning Solvent  
**Other means of identification** : 1250001124  
**Date of issue** : 7/30/2024  
**Version** : 11.01

#### Relevant identified uses of the substance or mixture and uses advised against

**Identified uses** : Solvent.  
**Uses advised against** : Not for sale to or use by consumers.

**Supplier's details** : Axalta Coating Systems Canada Company  
1915 2nd St. W  
Cornwall, ON K6H5R6  
**Product information** : 613-932-8960

**Emergency telephone number** : (CHEMTREC) - 800-424-9300

### Section 2. Hazard identification

**Classification of the substance or mixture** : FLAMMABLE LIQUIDS - Category 3  
SKIN IRRITATION - Category 2  
EYE IRRITATION - Category 2A  
TOXIC TO REPRODUCTION - Category 2  
SPECIFIC TARGET ORGAN TOXICITY (SINGLE EXPOSURE) (Narcotic effects) - Category 3  
SPECIFIC TARGET ORGAN TOXICITY (REPEATED EXPOSURE) - Category 2

#### GHS label elements

**Hazard pictograms** :



**Signal word** : Warning

**Hazard statements** : H226 - Flammable liquid and vapor.  
H315 - Causes skin irritation.  
H319 - Causes serious eye irritation.  
H336 - May cause drowsiness or dizziness.  
H361 - Suspected of damaging fertility or the unborn child.  
H373 - May cause damage to organs through prolonged or repeated exposure.

#### Precautionary statements

## Section 2. Hazard identification

<b>Prevention</b>	: P201 - Obtain special instructions before use. P202 - Do not handle until all safety precautions have been read and understood. P280 - Wear protective gloves, protective clothing and eye or face protection. P210 - Keep away from heat, hot surfaces, sparks, open flames and other ignition sources. No smoking. P271 - Use only outdoors or in a well-ventilated area. P260 - Do not breathe vapor. P264 - Wash hands thoroughly after handling.
<b>Response</b>	: P308 + P313 - IF exposed or concerned: Get medical advice or attention. P304 + P340, P312 - IF INHALED: Remove person to fresh air and keep comfortable for breathing. Call a POISON CENTER or doctor if you feel unwell. P303 + P361 + P353 - IF ON SKIN (or hair): Take off immediately all contaminated clothing. Rinse skin with water. P302 + P352 - IF ON SKIN: Wash with plenty of water. P332 + P313 - If skin irritation occurs: Get medical advice or attention. P305 + P351 + P338 - IF IN EYES: Rinse cautiously with water for several minutes. Remove contact lenses, if present and easy to do. Continue rinsing. P337 + P313 - If eye irritation persists: Get medical advice or attention.
<b>Storage</b>	: P405 - Store locked up. P403 + P233 - Store in a well-ventilated place. Keep container tightly closed.
<b>Disposal</b>	: P501 - Dispose of contents and container in accordance with all local, regional, national and international regulations.
<b>Supplemental label elements</b>	: None known.

**Other hazards which do not result in classification** : None known.

## Section 3. Composition/information on ingredients

**Substance/mixture** : Mixture

Chemical name	Common name and Synonyms	CAS number	% (w/w)
Naphtha (petroleum), hydrotreated heavy	HYDROTREATED HEAVY NAPHTHA (PETROLEUM)	CAS: 64742-48-9	≥30 - ≤60
toluene	TOLUENE	CAS: 108-88-3	≥30 - ≤60
HEPTANE	HEPTANE	CAS: 142-82-5	≥10 - ≤30

Any concentration shown as a range is to protect confidentiality or is due to batch variation.

**There are no additional ingredients present which, within the current knowledge of the supplier and in the concentrations applicable, are classified as hazardous to health or the environment and hence require reporting in this section.**

**Occupational exposure limits, if available, are listed in Section 8.**

## Section 4. First-aid measures

### Description of necessary first aid measures

- Eye contact** : Immediately flush eyes with plenty of water, occasionally lifting the upper and lower eyelids. Check for and remove any contact lenses. Continue to rinse for at least 10 minutes. Get medical attention.
- Inhalation** : Remove victim to fresh air and keep at rest in a position comfortable for breathing. If it is suspected that fumes are still present, the rescuer should wear an appropriate mask or self-contained breathing apparatus. If not breathing, if breathing is irregular or if respiratory arrest occurs, provide artificial respiration or oxygen by trained personnel. It may be dangerous to the person providing aid to give mouth-to-mouth resuscitation. Get medical attention. If necessary, call a poison center or physician. If unconscious, place in recovery position and get medical attention immediately. Maintain an open airway. Loosen tight clothing such as a collar, tie, belt or waistband.
- Skin contact** : Flush contaminated skin with plenty of water. Remove contaminated clothing and shoes. Continue to rinse for at least 10 minutes. Get medical attention. Wash clothing before reuse. Clean shoes thoroughly before reuse.
- Ingestion** : Wash out mouth with water. Remove dentures if any. If material has been swallowed and the exposed person is conscious, give small quantities of water to drink. Stop if the exposed person feels sick as vomiting may be dangerous. Do not induce vomiting unless directed to do so by medical personnel. If vomiting occurs, the head should be kept low so that vomit does not enter the lungs. Get medical attention. If necessary, call a poison center or physician. Never give anything by mouth to an unconscious person. If unconscious, place in recovery position and get medical attention immediately. Maintain an open airway. Loosen tight clothing such as a collar, tie, belt or waistband.

### Most important symptoms/effects, acute and delayed

#### Potential acute health effects

- Eye contact** : Causes serious eye irritation.
- Inhalation** : Can cause central nervous system (CNS) depression. May cause drowsiness or dizziness.
- Skin contact** : Causes skin irritation.
- Ingestion** : Can cause central nervous system (CNS) depression.

#### Over-exposure signs/symptoms

- Eye contact** : Adverse symptoms may include the following:  
pain or irritation  
watering  
redness
- Inhalation** : Adverse symptoms may include the following:  
nausea or vomiting  
headache  
drowsiness/fatigue  
dizziness/vertigo  
unconsciousness  
reduced fetal weight  
increase in fetal deaths  
skeletal malformations

## Section 4. First-aid measures

- Skin contact** : Adverse symptoms may include the following:  
irritation  
redness  
reduced fetal weight  
increase in fetal deaths  
skeletal malformations
- Ingestion** : Adverse symptoms may include the following:  
reduced fetal weight  
increase in fetal deaths  
skeletal malformations

### Indication of immediate medical attention and special treatment needed, if necessary

- Notes to physician** : Treat symptomatically. Contact poison treatment specialist immediately if large quantities have been ingested or inhaled.
- Specific treatments** : No specific treatment.
- Protection of first-aiders** : No action shall be taken involving any personal risk or without suitable training. If it is suspected that fumes are still present, the rescuer should wear an appropriate mask or self-contained breathing apparatus. It may be dangerous to the person providing aid to give mouth-to-mouth resuscitation.

See toxicological information (Section 11)

## Section 5. Fire-fighting measures

### Extinguishing media

- Suitable extinguishing media** : Use dry chemical, CO<sub>2</sub>, water spray (fog) or foam.
- Unsuitable extinguishing media** : Do not use water jet.

**Specific hazards arising from the chemical** : Flammable liquid and vapor. Runoff to sewer may create fire or explosion hazard. In a fire or if heated, a pressure increase will occur and the container may burst, with the risk of a subsequent explosion. Fire water contaminated with this material must be contained and prevented from being discharged to any waterway, sewer or drain.

- Hazardous thermal decomposition products** : Decomposition products may include the following materials:  
carbon dioxide  
carbon monoxide

**Special protective actions for fire-fighters** : Promptly isolate the scene by removing all persons from the vicinity of the incident if there is a fire. No action shall be taken involving any personal risk or without suitable training. Move containers from fire area if this can be done without risk. Use water spray to keep fire-exposed containers cool.

**Special protective equipment for fire-fighters** : Fire-fighters should wear appropriate protective equipment and self-contained breathing apparatus (SCBA) with a full face-piece operated in positive pressure mode.

## Section 6. Accidental release measures

### Personal precautions, protective equipment and emergency procedures

- For non-emergency personnel** : No action shall be taken involving any personal risk or without suitable training. Evacuate surrounding areas. Keep unnecessary and unprotected personnel from entering. Do not touch or walk through spilled material. Shut off all ignition sources. No flares, smoking or flames in hazard area. Avoid breathing vapor or mist. Provide adequate ventilation. Wear appropriate respirator when ventilation is inadequate. Put on appropriate personal protective equipment.
- For emergency responders** : If specialized clothing is required to deal with the spillage, take note of any information in Section 8 on suitable and unsuitable materials. See also the information in "For non-emergency personnel".

- Environmental precautions** : Avoid dispersal of spilled material and runoff and contact with soil, waterways, drains and sewers. Inform the relevant authorities if the product has caused environmental pollution (sewers, waterways, soil or air). Water polluting material. May be harmful to the environment if released in large quantities.

### Methods and materials for containment and cleaning up

- Small spill** : Stop leak if without risk. Move containers from spill area. Use spark-proof tools and explosion-proof equipment. Dilute with water and mop up if water-soluble. Alternatively, or if water-insoluble, absorb with an inert dry material and place in an appropriate waste disposal container. Dispose of via a licensed waste disposal contractor.
- Large spill** : Stop leak if without risk. Move containers from spill area. Use spark-proof tools and explosion-proof equipment. Approach release from upwind. Prevent entry into sewers, water courses, basements or confined areas. Wash spillages into an effluent treatment plant or proceed as follows. Dispose of via a licensed waste disposal contractor. Contaminated absorbent material may pose the same hazard as the spilled product. Contain and collect spillage with non-combustible, absorbent material e.g. sand, earth, vermiculite or diatomaceous earth and place in container for disposal according to local regulations.

## Section 7. Handling and storage

### Precautions for safe handling

- Protective measures** : Put on appropriate personal protective equipment (see Section 8). Avoid exposure - obtain special instructions before use. Avoid exposure during pregnancy. Do not handle until all safety precautions have been read and understood. Do not get in eyes or on skin or clothing. Do not breathe vapor or mist. Do not ingest. Avoid release to the environment. Use only with adequate ventilation. Wear appropriate respirator when ventilation is inadequate. Do not enter storage areas and confined spaces unless adequately ventilated. Keep in the original container or an approved alternative made from a compatible material, kept tightly closed when not in use. Store and use away from heat, sparks, open flame or any other ignition source. Use explosion-proof electrical (ventilating, lighting and material handling) equipment. Use only non-sparking tools. Take precautionary measures against electrostatic discharges. Empty containers retain product residue and can be hazardous. Do not reuse container.
- Advice on general occupational hygiene** : Eating, drinking and smoking should be prohibited in areas where this material is handled, stored and processed. Workers should wash hands and face before eating, drinking and smoking. Remove contaminated clothing and protective equipment before entering eating areas. See also Section 8 for additional information on hygiene measures.

## Section 7. Handling and storage

**Conditions for safe storage, including any incompatibilities** : Store in accordance with local regulations. Store in a segregated and approved area. Store in original container protected from direct sunlight in a dry, cool and well-ventilated area, away from incompatible materials (see Section 10) and food and drink. Store locked up. Eliminate all ignition sources. Separate from oxidizing materials. Keep container tightly closed and sealed until ready for use. Containers that have been opened must be carefully resealed and kept upright to prevent leakage. Do not store in unlabeled containers. Use appropriate containment to avoid environmental contamination. See Section 10 for incompatible materials before handling or use.

**Storage code** : IC

## Section 8. Exposure controls/personal protection

### Control parameters

#### Occupational exposure limits

Ingredient name	Exposure limits
toluene HEPTANE	TOLUENE HEPTANE

**Appropriate engineering controls** : Use only with adequate ventilation. Use process enclosures, local exhaust ventilation or other engineering controls to keep worker exposure to airborne contaminants below any recommended or statutory limits. The engineering controls also need to keep gas, vapor or dust concentrations below any lower explosive limits. Use explosion-proof ventilation equipment.

**Environmental exposure controls** : Emissions from ventilation or work process equipment should be checked to ensure they comply with the requirements of environmental protection legislation. In some cases, fume scrubbers, filters or engineering modifications to the process equipment will be necessary to reduce emissions to acceptable levels.

### Individual protection measures

**Hygiene measures** : Wash hands, forearms and face thoroughly after handling chemical products, before eating, smoking and using the lavatory and at the end of the working period. Appropriate techniques should be used to remove potentially contaminated clothing. Wash contaminated clothing before reusing. Ensure that eyewash stations and safety showers are close to the workstation location.

**Eye/face protection** : Safety eyewear complying with an approved standard should be used when a risk assessment indicates this is necessary to avoid exposure to liquid splashes, mists, gases or dusts. If contact is possible, the following protection should be worn, unless the assessment indicates a higher degree of protection: chemical splash goggles.

### Skin protection

**Hand protection** : Chemical-resistant, impervious gloves complying with an approved standard should be worn at all times when handling chemical products if a risk assessment indicates this is necessary. Considering the parameters specified by the glove manufacturer, check during use that the gloves are still retaining their protective properties. It should be noted that the time to breakthrough for any glove material may be different for different glove manufacturers. In the case of mixtures, consisting of several substances, the protection time of the gloves cannot be accurately estimated.

## Section 8. Exposure controls/personal protection

- Body protection** : Personal protective equipment for the body should be selected based on the task being performed and the risks involved and should be approved by a specialist before handling this product. When there is a risk of ignition from static electricity, wear anti-static protective clothing. For the greatest protection from static discharges, clothing should include anti-static overalls, boots and gloves.
- Other skin protection** : Appropriate footwear and any additional skin protection measures should be selected based on the task being performed and the risks involved and should be approved by a specialist before handling this product.
- Respiratory protection** : Based on the hazard and potential for exposure, select a respirator that meets the appropriate standard or certification. Respirators must be used according to a respiratory protection program to ensure proper fitting, training, and other important aspects of use.

## Section 9. Physical and chemical properties

### Appearance

**Physical state** : Liquid.

**Color** : Clear.

- Odor** : Not available.
- Odor threshold** : Not available.
- pH** : Not applicable.
- Melting point** : Technically not possible to measure
- Boiling point** : 92.8 to 210°C (199 to 410°F)
- Freezing point** : Not available.
- Flash point** : Closed cup: 24°C (75.2°F)
- Evaporation rate** : Not available.
- Flammability (solid, gas)** : Not available.
- Lower and upper explosive (flammable) limits** : Lower: 0.5%  
Upper: 7%
- Vapor pressure** : 2.4 kPa (18 mm Hg)
- Vapor density** : Not available.
- Relative density** : Not available.

**Partition coefficient: n-octanol/water** : Not applicable.

**Auto-ignition temperature** : 280°C (536°F)

**Decomposition temperature** : Not applicable.

**Viscosity** : Dynamic (room temperature): Not available.  
Kinematic (room temperature): Not available.  
Kinematic (40°C (104°F)): Not available.

**Flow time (ISO 2431)** : Not available.

## Section 10. Stability and reactivity

<b>Reactivity</b>	: No specific test data related to reactivity available for this product or its ingredients.
<b>Chemical stability</b>	: The product is stable.
<b>Possibility of hazardous reactions</b>	: Under normal conditions of storage and use, hazardous reactions will not occur.
<b>Conditions to avoid</b>	: Avoid all possible sources of ignition (spark or flame). Do not pressurize, cut, weld, braze, solder, drill, grind or expose containers to heat or sources of ignition.
<b>Incompatible materials</b>	: Reactive or incompatible with the following materials: oxidizing materials
<b>Hazardous decomposition products</b>	: Under normal conditions of storage and use, hazardous decomposition products should not be produced.

## Section 11. Toxicological information

### Information on toxicological effects

#### Acute toxicity

Product/ingredient name	Result	Species	Dose	Exposure
Naphtha (petroleum), hydrotreated heavy toluene	LD50 Oral	Rat	>6 g/kg	-
	LC50 Inhalation Vapor	Rat	49 g/m <sup>3</sup>	4 hours
	LD50 Dermal	Rat	5001 mg/kg	-
	LD50 Oral	Rat	5001 mg/kg	-
HEPTANE	TDLo Dermal	Rat	26.4 mg/kg	-
	LC50 Inhalation Gas.	Rat	48000 ppm	4 hours
	LC50 Inhalation Vapor	Rat	103 g/m <sup>3</sup>	4 hours

#### Irritation/Corrosion

Product/ingredient name	Result	Species	Score	Exposure	Observation
toluene	Eyes - Severe irritant	Rabbit	-	0.1 MI	-
	Skin - Mild irritant	Pig	-	24 hours 250 uL	-
	Skin - Mild irritant	Rabbit	-	435 mg	-

#### Sensitization

Not available.

#### Mutagenicity

Not available.

#### Carcinogenicity

Not available.

#### Reproductive toxicity

Not available.

#### Teratogenicity

Not available.

#### Specific target organ toxicity (single exposure)



## Section 11. Toxicological information

Name	Category	Route of exposure	Target organs
Naphtha (petroleum), hydrotreated heavy toluene	Category 3	-	Narcotic effects
HEPTANE	Category 3	-	Narcotic effects

### Specific target organ toxicity (repeated exposure)

Name	Category	Route of exposure	Target organs
toluene	Category 2	-	-

### Aspiration hazard

Name	Result
Naphtha (petroleum), hydrotreated heavy toluene	ASPIRATION HAZARD - Category 1
HEPTANE	ASPIRATION HAZARD - Category 1

**Information on the likely routes of exposure** : Not available.

### Potential acute health effects

- Eye contact** : Causes serious eye irritation.
- Inhalation** : Can cause central nervous system (CNS) depression. May cause drowsiness or dizziness.
- Skin contact** : Causes skin irritation.
- Ingestion** : Can cause central nervous system (CNS) depression.

### Symptoms related to the physical, chemical and toxicological characteristics

- Eye contact** : Adverse symptoms may include the following:  
pain or irritation  
watering  
redness
- Inhalation** : Adverse symptoms may include the following:  
nausea or vomiting  
headache  
drowsiness/fatigue  
dizziness/vertigo  
unconsciousness  
reduced fetal weight  
increase in fetal deaths  
skeletal malformations
- Skin contact** : Adverse symptoms may include the following:  
irritation  
redness  
reduced fetal weight  
increase in fetal deaths  
skeletal malformations
- Ingestion** : Adverse symptoms may include the following:  
reduced fetal weight  
increase in fetal deaths  
skeletal malformations

## Section 11. Toxicological information

### Delayed and immediate effects and also chronic effects from short and long term exposure

#### Short term exposure

**Potential immediate effects** : Not available.

**Potential delayed effects** : Not available.

#### Long term exposure

**Potential immediate effects** : Not available.

**Potential delayed effects** : Not available.

#### Potential chronic health effects

Not available.

**General** : May cause damage to organs through prolonged or repeated exposure.

**Carcinogenicity** : No known significant effects or critical hazards.

**Mutagenicity** : No known significant effects or critical hazards.

**Teratogenicity** : Suspected of damaging the unborn child.

**Developmental effects** : No known significant effects or critical hazards.

**Fertility effects** : Suspected of damaging fertility.

### Numerical measures of toxicity

#### Acute toxicity estimates

Not available.







## Section 12. Ecological information

There are no data available on the product itself. The product should not be allowed to enter drains or watercourses waterways.

## Section 13. Disposal considerations

**Disposal methods** : The generation of waste should be avoided or minimized wherever possible. Disposal of this product, solutions and any by-products should at all times comply with the requirements of environmental protection and waste disposal legislation and any regional local authority requirements. Dispose of surplus and non-recyclable products via a licensed waste disposal contractor. Waste should not be disposed of untreated to the sewer unless fully compliant with the requirements of all authorities with jurisdiction. Waste packaging should be recycled. Incineration or landfill should only be considered when recycling is not feasible. This material and its container must be disposed of in a safe way. Care should be taken when handling emptied containers that have not been cleaned or rinsed out. Empty containers or liners may retain some product residues. Vapor from product residues may create a highly flammable or explosive atmosphere inside the container. Do not cut, weld or grind used containers unless they have been cleaned thoroughly internally. Avoid dispersal of spilled material and runoff and contact with soil, waterways, drains and sewers.

## Section 14. Transport information

	TDG Classification	DOT Classification	IMDG	IATA
UN number	UN1263	UN1263	UN1263	UN1263
UN proper shipping name	PAINT RELATED MATERIAL	PAINT RELATED MATERIAL	PAINT RELATED MATERIAL	PAINT RELATED MATERIAL
Transport hazard class(es)	3 	3  	3  	3 
Packing group	III	III	III	III
Environmental hazards	No.	Yes.	Yes.	Yes. The environmentally hazardous substance mark is not required.

### Additional information

- TDG Classification** : Product classified as per the following sections of the Transportation of Dangerous Goods Regulations: 2.18-2.19 (Class 3).
- DOT Classification** : This product is not regulated as a marine pollutant when transported on inland waterways in sizes of ≤5 L or ≤5 kg or by road, rail, or inland air in non-bulk sizes, provided the packagings meet the general provisions of §§ 173.24 and 173.24a. **Reportable quantity** 3005.8 lbs / 1364.6 kg [460.4 gal / 1742.8 L]. Package sizes shipped in quantities less than the product reportable quantity are not subject to the RQ (reportable quantity) transportation requirements.
- IMDG** : The marine pollutant mark is not required when transported in sizes of ≤5 L or ≤5 kg.
- IATA** : The environmentally hazardous substance mark may appear if required by other transportation regulations.

**Special precautions for user** : **Transport within user's premises:** always transport in closed containers that are upright and secure. Ensure that persons transporting the product know what to do in the event of an accident or spillage.

**Transport in bulk according to IMO instruments** : Not available.

The actual shipping description for this product may vary based several factors including, but not limited to, the volume of material, size of the container, mode of transport and use of exemptions or exceptions found in the applicable regulations. The information provided in Section 14 is one possible shipping description for this product. Consult your shipping specialist or supplier for appropriate assignment information.

## Section 15. Regulatory information

### Canadian lists

- Canadian NPRI** : The following components are listed: hydrotreated heavy naphtha; toluene; heptane (all isomers)
- CEPA Toxic substances** : None of the components are listed.

### Inventory list

- Canada** : All components are listed or exempted.
- United States** : All components are listed or exempted.

## Section 16. Other information

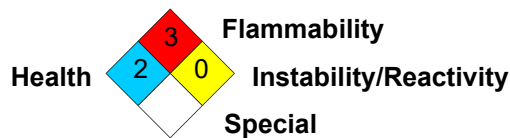
### Hazardous Material Information System (U.S.A.)

Health	*	2
Flammability		3
Physical hazards		0

Caution: HMIS® ratings are based on a 0-4 rating scale, with 0 representing minimal hazards or risks, and 4 representing significant hazards or risks. Although HMIS® ratings and the associated label are not required on SDSs or products leaving a facility under 29 CFR 1910.1200, the preparer may choose to provide them. HMIS® ratings are to be used with a fully implemented HMIS® program. HMIS® is a registered trademark and service mark of the American Coatings Association, Inc.

The customer is responsible for determining the PPE code for this material. For more information on HMIS® Personal Protective Equipment (PPE) codes, consult the HMIS® Implementation Manual.

### National Fire Protection Association (U.S.A.)



Reprinted with permission from NFPA 704-2001, Identification of the Hazards of Materials for Emergency Response Copyright ©1997, National Fire Protection Association, Quincy, MA 02269. This reprinted material is not the complete and official position of the National Fire Protection Association, on the referenced subject which is represented only by the standard in its entirety.

Copyright ©2001, National Fire Protection Association, Quincy, MA 02269. This warning system is intended to be interpreted and applied only by properly trained individuals to identify fire, health and reactivity hazards of chemicals. The user is referred to certain limited number of chemicals with recommended classifications in NFPA 49 and NFPA 325, which would be used as a guideline only. Whether the chemicals are classified by NFPA or not, anyone using the 704 systems to classify chemicals does so at their own risk.

### History

Date of issue : 7/30/2024

Version : 11.01

Product stewardship and regulatory compliance.

### Key to abbreviations

: ATE = Acute Toxicity Estimate  
 GHS = Globally Harmonized System of Classification and Labelling of Chemicals  
 IATA = International Air Transport Association  
 IBC = Intermediate Bulk Container  
 IMDG = International Maritime Dangerous Goods  
 LogPow = logarithm of the octanol/water partition coefficient  
 MARPOL = International Convention for the Prevention of Pollution From Ships, 1973 as modified by the Protocol of 1978. ("Marpol" = marine pollution)  
 UN = United Nations  
 HPR = Hazardous Products Regulations

Indicates information that has changed from previously issued version.

### Notice to reader

This product is intended for industrial use only.

Safety Data Sheet (SDS) content is believed to be accurate as of its issue date, but is subject to change as new information is received by Axalta Coatings Systems, LLC or any of its subsidiaries or affiliates (Axalta). This SDS may incorporate information that has been provided to Axalta by its suppliers. Users should ensure that they are referring to the most current version of the SDS. Users are responsible for following the precautions identified in this SDS. It is the users' responsibility to comply with all laws and regulations applicable to the safe handling, use, and disposal of the product.

Users of Axalta products should read all relevant product information prior to use, and make their own determination as to the suitability of the products for their intended use. Except as otherwise required by applicable law, AXALTA MAKES NO WARRANTIES, EXPRESSED OR IMPLIED, INCLUDING BUT NOT LIMITED

## Section 16. Other information

**TO, ANY IMPLIED WARRANTY OF MERCHANTABILITY OR FITNESS FOR A PARTICULAR PURPOSE. The information on this SDS relates only to the specific product identified in Section 1, Identification, and does not relate to its possible use in combination with any other material or in any specific process. If this product is to be used in combination with other products, Axalta encourages you to read and understand the SDS for all products prior to use.**

**© 2022 Axalta Coating Systems, LLC and all affiliates. All rights reserved. Copies may be made only for those using Axalta Coating Systems products.**